



Home **Forums** What's new Media Members Log in Register

New posts Search forums


Home Forums Lubrication and General Automotive **Automotive Electrical**

# Defeated auto stop / start on my 2021 Traverse

JTK · Feb 15, 2024



1 2 Next



**JTK**

\$100 Site Donor 2025  
Joined: Aug 14, 2003  
Messages: 16,776  
Location: Buffalo, NY

Feb 15, 2024

#1

I know this technology is here to stay, but in the little bit of time I experienced it in our new to us 2021 Traverse LS AWD, it had to go. It's got to be the most annoying and mechanically disastrous thing you can do to a conventional ICE powered vehicle.

One fella on a Traverse forum I joined claims he had success with just unplugging the hood switch on his 2018 Traverse. When I tried this with my 2021, it immediately lit the MIL and set a "hood switch circuit high" code P257F. There must be differences between the years.

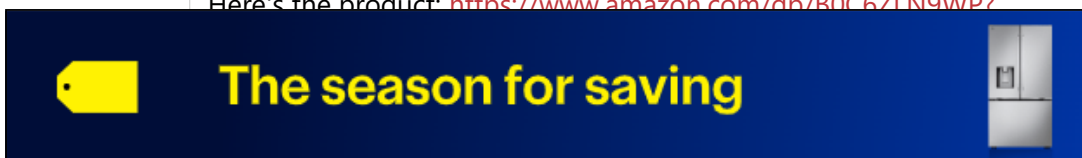
I know many 'black box' modules exist that plug into various locations depending on the GM vehicle. These are typically in the ~\$150 range.

Still stuck on this hood switch thing, I found various mail order sources selling short jumper harnesses that plug in between the hood switch and hood switch harness that are guaranteed to work. I ordered one from amazon that cost me \$14.78 all-in and it arrived at my door the next day. It works! I'm kind of dumbfounded on how it works because you still get the "hood open" message if you pop the hood with this cable in place. My LS model does not have remote start, so I don't know if that would be effected or not, as I know hood switches will mess with that.

I'm going to get one for my daughter's 2016 8th gen malibu next..

Hope this helps others.

Here's the product: <https://www.amazon.com/dp/B0C67LN9WP?>



There's tons of others sellers who offer these as well, all pretty close in price. I just happened to choose that one.

👍 demarpaint, carviewsonic, KrisZ and 6 others

Last edited: Feb 15, 2024



**JavierH19**


Joined: Feb 25, 2019  
Messages: 6,676  
Location: Texas

Feb 15, 2024

#2

Didn't know this thing existed though i knew of the obd ones. I tried to find one compatible with my 21 escalade but i guess they don't make one. It's annoying having to press the button every time but i don't wanna pay 250 for a single use obd. it'd be nice if it at least doubled as a basic elm 327 scanner too which are only 10 bucks.

👍 JTK



**JTK**

\$100 Site Donor 2025

Thread starter

Joined: Aug 14, 2003  
Messages: 16,776  
Location: Buffalo, NY

Feb 15, 2024

#3

JavierH19 said:

Didn't know this thing existed though i knew of the obd ones. I tried to find one compatible with my 21 escalade but i guess they don't make one. It's annoying having to press the button every time but i don't wanna pay 250 for a single use obd. it'd be nice if it at least doubled as a basic elm 327 scanner too which are only 10 bucks.

Is the hood switch harness easily accessible on the Escalade? Have a look at the connectors to see if they're a match to the available harnesses. That is cool that the escalade has a disable button for the s/s. The traverse doesn't have any way to disable it, other than hacks like keep the gear shift in manual mode and toggle it to 9. I could see that not going well with my missus who will drive this thing 99.5% of the time LOL.

👍 JavierH19 and Blake1107

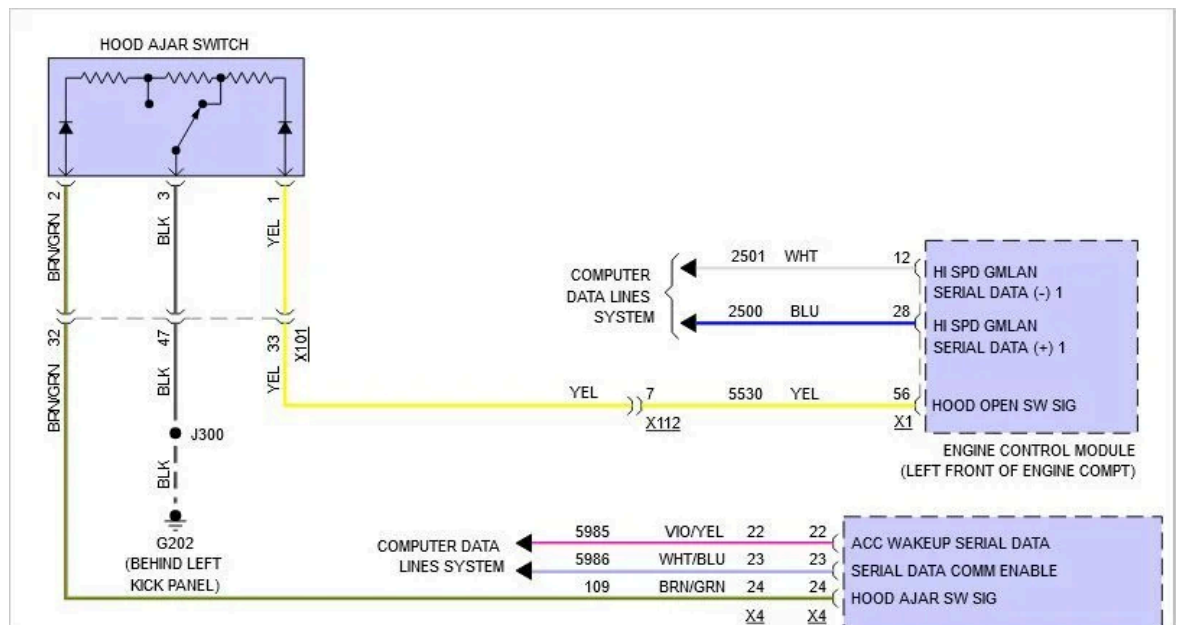
1

**14Accent**

Joined: Aug 3, 2017  
Messages: 3,129  
Location: WI

Feb 15, 2024


#4



ch



👍 Dave1027, Blueshound, zzyzzx and 1 other person



**JTK**

\$100 Site Donor 2025

Thread starter

Joined: Aug 14, 2003  
Messages: 16,776  
Location: Buffalo, NY

Feb 15, 2024

#5

Thank you @14Accent !

I didn't peel back the loom on the harness, but now I'm curious if there's resistors in there. This little harness actually appears to be build pretty well. It's loomed and taped nicely and the connectors were decent. The only hitch was the "red lock" on the one end is kind of a grayish color and is flimsy.

It would be interesting to know if this would effect those with factory remote start. My LS model is as bare bones as a 2021 Traverse gets.

👍 zzyzzx

1

**14Accent**

Joined: Aug 3, 2017  
Messages: 3,129  
Location: WI

Feb 15, 2024

#6

JTK said:

Thank you @14Accent !


I didn't peel back the loom on the harness, but now I'm curious if there's resistors in there. This little harness actually appears to be build pretty well. It's loomed and taped nicely and the connectors were decent. The only hitch was the "red lock" on the one end is kind of a grayish color and is flimsy.

It would be interesting to know if this would effect those with factory remote start. My LS model is as bare bones as a 2021 Traverse gets.

It shouldn't effect remote start as long as the PCM doesn't see the hood as being open.

Since you report that your "hood ajar" warning still functions with the BCM in place, I'd imagine the remote start would still work fine.

👍 michaelluscher and JTK



**f355spider**

\$50 Site Donor 2025  
Joined: Dec 27, 2006  
Messages: 1,799  
Location: WA State, USA

Feb 15, 2024

#7

On my BMW you can buy an app that (with use of an OBD scan tool) allows you to code in or out, various features. The first thing I did was turn on the start/stop function. I also turned off the seat belt chimes (I always wear my seat belt, I don't need a reminder), warning/disclaimer that pops up on the nav screen at start up, and other annoyances. You can also make adjustments to features that are normally only available with dealer level shop tools.

Is there a similar app for domestic cars?

👍 michaelluscher





**z71bill**

Joined: Sep 26, 2021  
Messages: 408  
Location: Houston Texas

Feb 15, 2024


#8

I took my Tahoe to a "tuner" shop.

\$75 and about 10 minutes later I no longer had that deactivate 4 cylinders mode that does nothing and can cause a major problem when one valve gets stuck in a deactivated cylinder.

Cost to tear engine down to fix \$\$\$\$\$.

👍 demarpaint, zzyzxx and JTK



**L**

**loneryrder**

Joined: Apr 19, 2014  
Messages: 5,079  
Location: WV

Feb 15, 2024

#9

f355spider said:

On my BMW you can buy an app that (with use of an OBD scan tool) allows you to code in or out, various features. The first thing I did was turn on the start/stop function. I also turned off the seat belt chimes (I always wear my seat belt, I don't need a reminder), warning/disclaimer that pops up on the nav screen at start up, and other annoyances. You can also make adjustments to features that are normally only available with dealer level shop tools.

Is there a similar app for domestic cars?

Why turn it on? Most people want it turned off. It's odd that my 14 MB has it(with a button to turn it off) and my 15 MB doesn't have it at all.

**9**

**97prizm**

Joined: May 25, 2005  
Messages: 8,752  
Location: USA

Feb 15, 2024

#10

JTK said:

I know this technology is here to stay, but in the little bit of time I experienced it in our new to us 2021 Traverse LS AWD, it had to go. It's got to be the most annoying and mechanically disastrous thing you can do to a conventional ICE powered vehicle.


One fellow on a Traverse forum claimed claims he had success with just unplugging the head switch on his 2018

[Click to expand...](#)

do



emissions Inspections as the vehicle won't reset. I only found this out while working as an emissions Inspector.



**JTK**

\$100 Site Donor 2025

Thread starter

Joined: Aug 14, 2003  
Messages: 16,776  
Location: Buffalo, NY

Feb 15, 2024

#11

I just found something interesting while trying to order one of these bypass cables for my kid's 2016 Malibu. The ones available on Amazon cannot ship to my address! I do live in NY which is one of the lovely PZEV states, so I wonder if that has something to do with it and not all vendors are abiding?

Either way, I found one on eBay for a couple dollars more and it ships, so it's ordered.

👍 zzyzx

**D**

**Dave1027**

Joined: May 2, 2018  
Messages: 536  
Location: California

Feb 15, 2024

#12

97prizm said:

A hood switch jumper defeats the start stop. Wow! GM electronics are truly mind boggling.

Probably that way because mechanics would not want the engine shutting off when working on it with the hood up. Makes sense.

👍 Slick3914, nickaluch and michaelluscher



**f355spider**

\$50 Site Donor 2025

Joined: Dec 27, 2006  
Messages: 1,799  
Location: WA State, USA

Feb 15, 2024

#13

loneryder said:

Why turn it on? Most people want it turned off. It's odd that my 14 MB has it(with a button to turn it off) and my 15 MB doesn't have it at all.

typo, meant "off"

👍 loneryder



**repairman54**

Joined: Jul 16, 2005  
Messages: 1,503  
Location: Old Forge NY

Feb 16, 2024

#14

Dave1027 said:

Probably that way because mechanics would not want the engine shutting off when working on it with the hood up. Makes sense.

Just like remote start will not work with the hood open but that's a safety concern.

👍 michaelluscher





**Marcozi**

Joined: May 4, 2017  
Messages: 1,794  
Location: VA

Feb 16, 2024

#15

Hmmm, I can shut off stop/start in my bimmer by pressing the tab about the start/stop press button.



**zzyzzx**

Joined: May 18, 2012  
Messages: 11,849  
Location: Baltimore, Maryland, USA

Feb 16, 2024


#16

JTK said:

I just found something interesting while trying to order one of these bypass cables for my kid's 2016 Malibu. The ones available on Amazon cannot ship to my address! I do live in NY which is one of the lovely PZEV states, so I wonder if that has something to do with it and not all vendors are abiding?

Is there really any doubt in your mind?

👍 JTK



**JTK**

\$100 Site Donor 2025

Thread starter

Joined: Aug 14, 2003  
Messages: 16,776  
Location: Buffalo, NY

Feb 16, 2024

#17

zzyzzx said:

Is there really any doubt in your mind?

I was just going to post back about this. The "cannot ship to my address" thing was my error! Somehow I toggled my amazon money gobbling machine to amazon dot CA instead of the US version. It was probably trying to get me to stop buying things.

👍 Slick3914 and zzyzzx

**S**

**Slick3914**

Joined: Jul 16, 2020  
Messages: 1,407

Feb 17, 2024

#18

JTK said:

Thank you @14Accent !


I didn't peel back the loom on the harness, but now I'm curious if there's resistors in there. This little harness actually appears to be build pretty well. It's loomed and taped nicely and the connectors were decent. The only hitch was the "red lock" on the one end is kind of a grayish color and is flimsy.

It would be interesting to know if this would effect those with factory remote start. My LS model is as bare bones as a 2021 Traverse gets.

I'm thinking I need to try one and see if the remote start works on my '21 RS. All in the name of science, LOL

👍 JTK





**JTK**

\$100 Site Donor 2025

Thread starter

Joined: Aug 14, 2003  
Messages: 16,776  
Location: Buffalo, NY

Feb 17, 2024

#19

Slick3914 said:

I'm thinking I need to try one and see if the remote start works on my '21 RS. All in the name of science, LOL

For the \$15 it's worth a try. These harnesses pop in and pop out with no effort. When in place, it doesn't even look out of place unless you know what you're looking at.



**dlundblad**

Joined: Sep 30, 2013  
Messages: 16,883  
Location: Indiana

Feb 17, 2024

#20

I'm very glad our 2022 4Runner doesn't have this. Unfortunately, the new Tacoma probably does, but who knows.



1 2 Next

You must log in or register to reply here.

### Similar threads



**Nissan intelligent key system fault**

Elkins45 · Nov 15, 2023 · Automotive Electrical

Replies: 3  
Views: 857

Nov 15, 2023  
nomas



**AC troubleshooting. check my thinking please**

Elkins45 · Jun 7, 2025 · Mechanical/Maintenance Forum

Replies: 15  
Views: 310

Jun 8, 2025  
Elkins45

[BITOG\\_Red\\_Default](#)

[Contact us](#) [Terms and rules](#) [Privacy policy](#) [Help](#) [Home](#)

T

Community platform by XenForo® © 2010-2025 XenForo Ltd. - BOB IS THE OIL GUY®

S





### Troubleshooting a P305F code on my 2016 8th gen Malibu

JTK · Feb 26, 2024 · Mechanical/Maintenance Forum

Replies: 8  
Views: 3K

Mar 2, 2024  
JTK

Share:

